



Name of Rental Agency EASTPORT BOAT RENTALS, LLC

Body of Water Pickwick Lake/Bear Creek/Tenn. River

Please review ALL IMPORTANT SAFETY sections on the front and back of this checklist. Being aware of each section can aid in your safety.

Protective Clothing/Equipment

Life jackets Don't Work If You Don't Wear Them

- Children 12 and younger must wear their life jacket when aboard any boat that is under 19' in length and on any PWC.
- Others should wear appropriately-sized life jacket or have one readily accessible at all times.
- The rental agency must provide a US Coast Guard approved type I, II or III life jacket to all motor vessel operators and occupants.



PWC ONLY PWC Operators and Riders

- Anyone riding a PWC is required to wear an appropriately-sized US Coast Guard approved life jacket at all times.
- It is recommended you wear a wet suit (or wet suit bottom) while operating a PWC. Additional protective equipment (eyewear or footwear) may also be needed.



Know Your Boat

Don't Overload Your Boat

The maximum number of persons on this vessel will not exceed _____ people. People and supplies can not exceed _____ pounds.



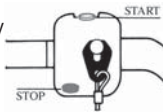
Know How to Operate Safety Devices on Your Vessel

Know the location of and how to use the following: whistle or horn; paddles or oars; anchors; bilge pump or bailer; throwable flotation device, and fire extinguisher. (These items may not be on all motor vessels).



Know How to Start and Stop the Engine

- The rental agent should show you how to safely start and stop the engine on your vessel.
- Make sure no person is in the water within the vicinity of the motor vessel before starting and while running the engine.
- Stopping the engine will not immediately stop the forward motion of the vessel.
- On waterjet-powered motor vessel and PWCs, stopping the engine will not stop the forward motion of the boat and **WILL RESULT IN LOSS OF STEERING.**



Know Your Boat...Continued

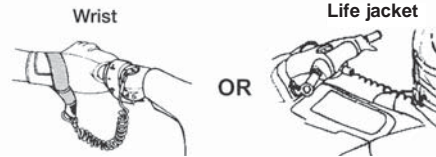
Know Operational Controls

- The throttle controls your speed. Apply the throttle lever to accelerate and release or pull down to slow down. On PWCs and other waterjet-powered vessels, you need throttle to steer.
- The rental agent should demonstrate proper use of gear-shift lever and throttle controls.
- The rental agent should demonstrate how to re-fuel your motor vessel.



Keep Lanyard Attached- Required by state law.


If motor vessel is equipped with a kill switch, securely attach engine shut-off cord (lanyard) to your wrist or life jacket (as directed) and wear it at all times. Then if you fall off the motor vessel, the engine will stop.



Avoid Collisions and Other Accidents

Take Early Action to Avoid Collisions

Remember boats do not have brakes.



Waterjet-Powered Motor Vessel and PWC

Do not release throttle when trying to steer. You need throttle to Steer.

Boat Safe = Boat Sober!

Operating any vessel while under the influence of alcohol or drugs is dangerous and illegal, punishable by of fine of up to \$1,000 and up to one year in jail.



Operate Defensively

- Operate at safe speeds. Watch where you are going at all times.
- Keep a safe distance away from people, objects and other boats (including PWCs).
- Do not follow directly behind a PWC or other vessels.
- Do not go near others to spray or splash them with water.
- Approach and depart the dock and shore at slow-no wake, maximum of 5 mph speed.



Marine Radio

Always Monitor Channel 16 - Your call name is Eastport Rental Boat
For an emergency - Press call button and say "Mayday, Mayday, Mayday"

MAYDAY, MAYDAY, MAYDAY, this is EASTPORT RENTAL BOAT. MAYDAY, EASTPORT RENTAL BOAT. Position MILE MARKER 223. My boat is on fire and sinking. I require immediate assistance. 4 people on board. OVER.

TURN OVER

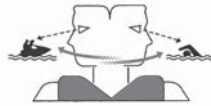
Boat Operator

Continued from front side

Avoid Collisions and Other Accidents...continued

Scan Constantly

- You must maintain a lookout at all times.
- Scan constantly for other vessels, people, or objects in the water.
- Be alert for conditions that limit your visibility or block your vision of others (bad weather, narrow channels, blind corners).



Know Appropriate Accident Response

- If involved in an accident, you must stop, offer assistance, give your identity and check with the rental agency about filling out an accident report form.
- If your vessel capsizes you should stay with your vessel and signal for help.
- The rental agency should show you the best way to re-board the vessel.



PWC ONLY Special Requirements for PWC

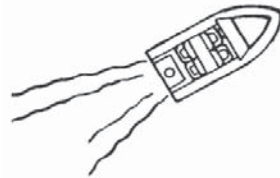
Age Restrictions:

- You must be 21 years or older to rent a PWC.
- Any person born after June 30, 1980 must complete a boating safety course.

Other Hazards

Operate Responsibly – Avoid Aggressive Maneuvers

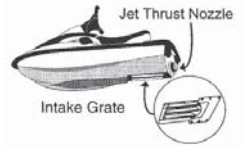
- Operate within your limits and avoid aggressive maneuvers to reduce the risk of loss of control, ejection and collision.
- Do not jump waves or wakes or make unnecessary sharp turns.
- You are responsible for your own wake and any damage it may cause other boats, docks, wildlife or the environment.
- It is recommended that all vessels travel at a slow-no wake, maximum 5 mph speed within 200' of a swimmer, surfer, diving flag, wading or on-shore angler, swim float, ramp, pier, marina, floating home, boat-house and all shoreline.
- Do not chase, harass or disturb wildlife.



Other Hazards...continued

Keep Away From Intake Grate or Propeller

Items such as long hair, loose clothing, or life jacket straps can become entangled in moving parts resulting in severe injury and drowning.



PWC ONLY PWC Riders and Operators

If you capsize in open water, swim to the rear of the PWC and turn it upright—be sure to turn it in the proper direction. Then, board from the rear.



Other Rules and Safety Information


Practice Safe Towing When Waterskiing

- To tow a water skier the vessel (including PWCs) must be designated to carry the operator, an observer and person being towed.
- You must have a designated observer (a person other than the driver of the vessel) to continuously observe the person(s) being towed.
- The observer must display a red or orange flag when the skier is in the water, preparing to ski or has fallen.
- Waterskiing, tubing, etc. is prohibited from one hour after sunset to one hour before sunrise.



Practice Clean Boating

Discarding trash or human waste overboard is damaging to the environment and is illegal.



Know the Waters

- Know the area in which you will be operating and observe all navigational markers and signs.
- The rental agency should explain local navigation hazards and specific local boating regulations.
- Be certain someone on shore knows your destination and plans for returning (date and time).



**YOU MUST CARRY THIS ON BOARD WHEN OPERATING A RENTED MOTOR VESSEL.
PERSONS WHO OPERATE A MOTOR VESSEL WITHOUT COMPLETING THE SAFETY COURSE MAY BE CITED.
DO YOU HAVE ANY QUESTIONS ABOUT YOUR MOTOR VESSEL AND ITS OPERATION?**

ANY PERSON BORN AFTER JUNE 30, 1980 MUST COMPLETE A BOATING SAFETY COURSE TO OPERATE A BOAT